

The Redstamp CCU-3000 automatic Case cutter utilizes high speed and versatile cutting capabilities in automatic box top cutting for picking applications. This machine is designed as a tops cut only model with a fixed depth for cut.

The Redstamp CCU-3000 accommodates a box weight range between 3 lbs to 50 lbs. and handles case heights from 6" minimum to 22" maximum. It automatically sizes product cases in one of its several operating modes and features a motorized roller conveyor unit for transporting cases from the in-feed to the cut zone and then to the out-feed area.



## APPLICATIONS

- ☐ Returns Processing and Opening.
- ☐ Mixed Box Re-Packing.
- ☐ Case Cutting for Liquor Repack & Backstock.
- ☐ Dry Ingredient Opening in Food Applications.

## BENEFITS

- ☐ Reduces Direct Labor.
- ☐ Speeds Throughput.
- ☐ Reduces Product Damage.

## FEATURES

- ☐ Precision Multi-Axis Cutting
- ☐ Easy to Use Color Touch Screen
- ☐ Sensors Measure to within .001 of an Inch.
- ☐ High Efficiency Servo Motors
- ☐ Minimal air Usage
- ☐ Computer Controlled For Flexibility
- ☐ Powder Coated Frame for Long Life

## OPERATOR INTERFACE

The Redstamp CCU-3000 case cutter is integrated with the latest technology for dependable, reliable and maintainable machine operation. It includes an easy to use, color, touch screen control panel (training included in price). The machine was engineered for quick and easy adjustments through this touch screen application.



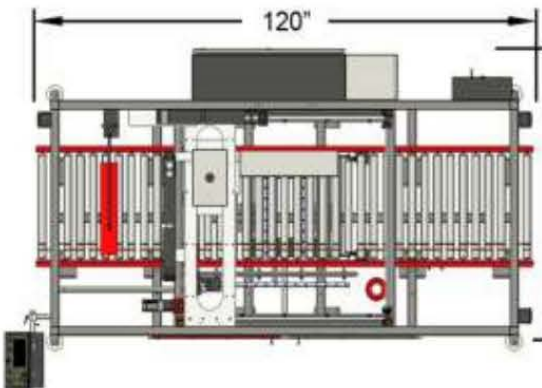
PH: 616-878-7771

[www.redstampinc.com](http://www.redstampinc.com)

Email: [sales@redstampinc.com](mailto:sales@redstampinc.com)

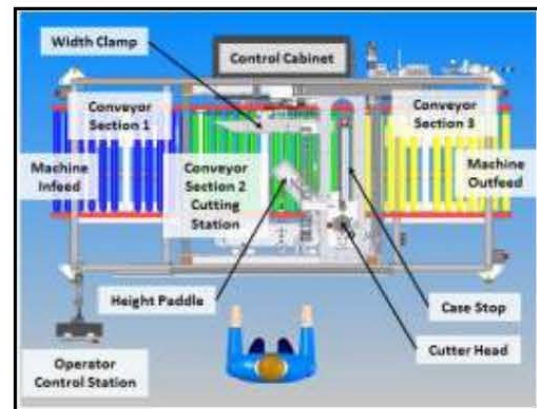
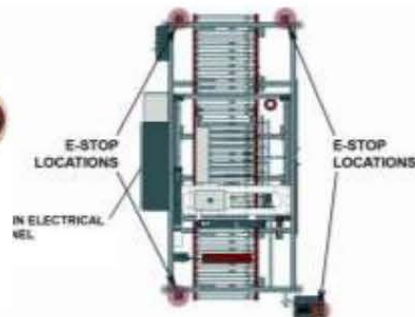
### DESIGNED FOR MODULARITY

The CCU-3000 case cutter can be placed near the work area or upstream - allowing for flexibility in system layout, to suite your specific facility. Minimum and Maximum box sizes below are specific to standard machines. Special designs to accommodate other box sizes are available upon special request.



Electrical Supply	220 VAC; 1 PHASE, 30 AMP, 60 HZ
Air Supply	8.0 CFM @ 90 PSI; CLEAN DRY FILTERED AIR; ½" PIPING
Footprint	120" L; 81" MAX + 36" W ELECTRICAL DOOR SWING; 105" MAX HIGHT
Weight	2200 LBS
Case Capacity (Min)	8" L x 8" W x 6" H
Case Capacity (Max)	30" L x 21" W x 22" H
Performance	7-9 Cases per Minute (Dependent Upon box Size)

### E-STOP LOCATIONS



### COMPLETE SYSTEM OPTIONS

Other equipment that is designed to work alongside this machine include: In-feed Conveyor Systems, Out-feed Conveyor Systems, Box Toppers, Strapping Units and Shrink Wrappers.

PH: 616-878-7771

[www.redstampinc.com](http://www.redstampinc.com)

Email: [sales@redstampinc.com](mailto:sales@redstampinc.com)