

The RED Stamp **CCU-3000-4 Case Cutter** utilizes fully automated high speed and versatile cutting capabilities replacing manual box top cutting for picking applications. It is designed as a tops cut only model with a fixed depth for cut. This case cutter handles case sizes from 6"-19" wide, 8"-30" in length, and case heights from 4" minimum to 19" maximum. It automatically sizes product cases in one of its several operating modes and features a motorized roller conveyor unit for transporting cases from the in-feed to the cut zone and then to the out-feed area.



APPLICATIONS

- Box Top Opening for Returns.
- Mixed Product Re-Pack and Back Stock.
- Box Top Opening for Grocery, Apparel and Other Goods.

BENEFITS

- Reduced Direct Labor.
- Increased Throughput.
- Reduced Product Damage.

FEATURES

- Precision Multi-Axis Cutting.
- Easy to Use Color Touch Screen.
- Sensors Measure to within .001 of an Inch.
- High Efficiency Servo Motors.
- Minimal air Usage.
- Computer Controlled For Flexibility.
- Powder Coated Frame for Long Life.

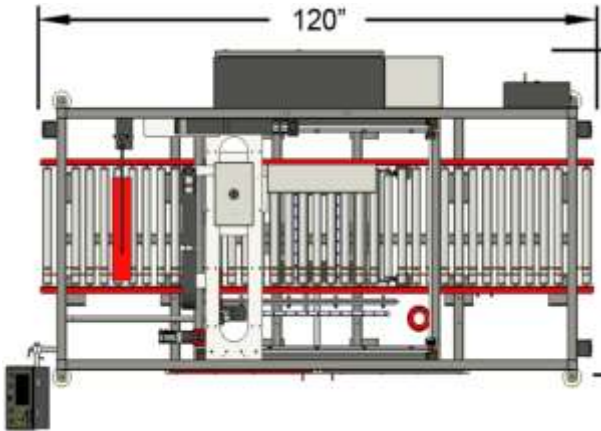
OPERATOR INTERFACE

The RED Stamp **CCU-3000-4** is integrated with the latest technology for dependable, reliable and maintainable machine operation. It includes an easy to use, color, touch screen control panel (training included in price). The machine was engineered for quick and easy adjustments through this touch screen application.



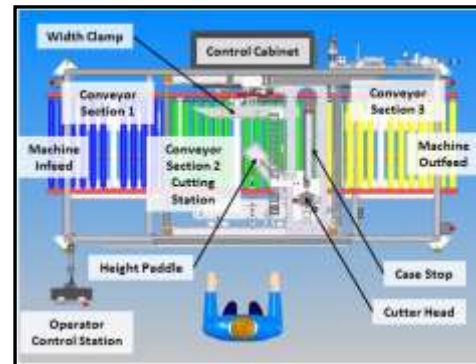
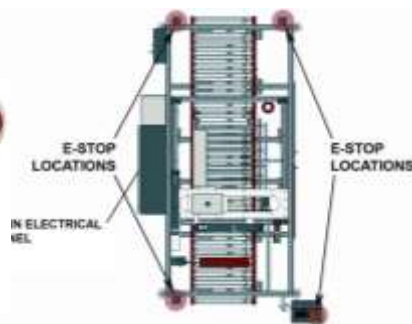
DESIGNED FOR MODULARITY

The RED Stamp **CCU-3000-4** case cutter can be placed near the work area or upstream - allowing for flexibility in system layout, to suite your specific facility. **Minimum and Maximum box sizes below are specific to standard machines. Special designs to accommodate other box sizes are available upon special request.**



Electrical Supply	220 VAC; 1 PHASE, 30 AMP, 60 HZ
Air Supply	8.0 CFM @ 90 PSI; CLEAN DRY FILTERED AIR; ½" PIPING
Footprint	120" L; 81" MAX + 36" W ELECTRICAL DOOR SWING; 105" MAX HIGHT
Weight	2200 LBS
Case Capacity (Min)	8" L x 6" W x 4" H
Case Capacity (Max)	30" L x 19" W x 19" H
Performance	7-9 Cases per Min (Dependent Upon box Size)

E-STOP LOCATIONS



COMPLETE SYSTEM OPTIONS

Additional equipment available to work alongside this machine includes: In-feed Conveyor, Out-feed Conveyor, Case Splitters, Box Toppers, Case Packers, Tote Packers, Cigarette Tax Stamps, Strapping Units and Automatic Shrink Wrappers.